




ENGLISH LESSON WORKSHEET FOR DEAF LEARNERS

Unit one – Lesson Three

1. Select the right one:

	<p>What's your ID number?</p> <ul style="list-style-type: none"> a. 312jsimposn@newmail.com b. Ninie-five-three-four-eight-nine-two-eight c. 317AZY488_code d. 23 years old
	<p>What's your e-mail, please?</p> <ul style="list-style-type: none"> a. Jsimpson734@newmail.com b. John Simpson c. 734 street d. User name: jsimpson
	<p>What's your phone number?</p> <ul style="list-style-type: none"> a. Claudia2378@newmail.com b. Three-four-seven eight-seven eight-seven c. ID 347878734 d. ID four-five-three-five-six-seven-nine

2. Select the right one:

What's your e-mail?




What's your phone number?

What's your cellphone number





What's your ID number?









3. Fill the gaps:

	<p>A) Good-morning! B) _____-Morning! A) What's is your ID _____? B) 9534648928 C) Thank you.</p>
	<p>A) Good-Morning! B) Good morning! A) How _____ you? B) _____, thank you. A) _____ your ID number, please? B) 934879287 A) What's your e-mail, please? B) jsimpson734@newmail.com A) Thank _____.</p>
	<p>A) Hi! B) Hey! A) What's _____ phone number? B) 347 8787 A) Thank__. B) See _____.</p>

4. Numbers: Translate from the LSC number into English.

LSC Number	English Number	LSC Number	English Number
			
			

LSC Number	English Number	LSC Number	English Number
			
			
			

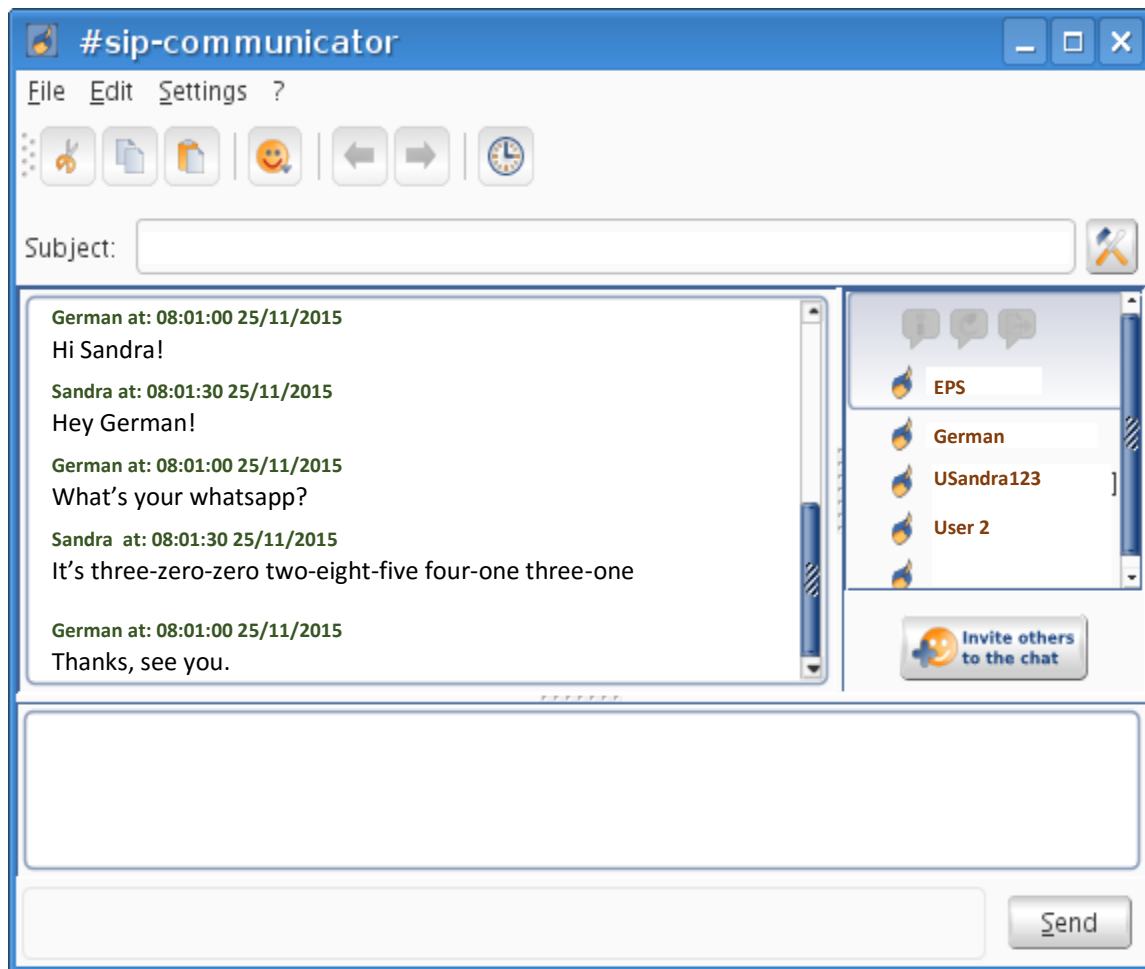
5. Which letter is missing?

O__e	S__x	Ze__o	Sev__n	Ver__
T__o	Se__en	Telep__ne	Ei__ht	You__
Th__ee	Eig__t	Cell__hone	What__s	P__one
Fo__r	Nin__	I__	E-__ail	W__at
F__ve	T__n	What'__	F__ur	T__ree

6. Which word it is?

eno	= <u>one</u>	ruof	= _____	eghit	= _____
wot	= _____	xsi	= _____	envse	= _____
eethr	= _____	efiv	= _____	inne	= _____
net	= _____	tuehg	= _____	venes	= _____
tow	= _____	furo	= _____	vief	= _____

7. Translate from English into Colombian Sign Language.



8. Translate from Colombian Sign Language into English.

Please see the video at:

9. Communicate through WhatsApp (other similar software) with a member of your collaborative group.

Hold a small talk with him or her and after communicate briefly, export the chat and paste it to this document as evidence of your practice. Greet someone, say how she or he is, ask her WhatsApp number, e-mail and say something to leave-taking

10. Write a small-talk in English.

Ask phone number, e-mail, also greet formally.

