

ENGLISH LESSON SUMMARY

FOR DEAF LEARNERS

Unit one – TASK ACTIVITY

1. **GRAMMAR PARTERN** See the video for explanations about asking and given names.

How to ask in English.

Question word	Verb is	information	Sentence
What	is	your name?	What is your name?
What	's	your cellphone number?	What's your cellphone number?
What	is	your e-mail?	What is your e-mail?
What	's	your ID number?	What's your ID number?

How to answer in English.

Subject	Verb is	information	Answers
It	is	Ramón	It is Ramón.
It	's	300 285 4820	It's 300 285 4820
It	is	Jsimpson734@newmail.com	It is Jsimpson734@newmail.com
What	's	73987456	It's 73987456

Simple presentation:

Hello, my first name is Hector and my family name is Perez. My e-mail is hector@newmail.com and my cellphone number is 3002856751. My university ID number is four-seven-eight-nine. What is your first and last name? what's your university ID number? What is your e-mail?

Have a good day.

Hector

ID Card:



ENGLISH NUMBERS

0 ZERO	1 ONE	2 TWO	3 THREE	4 FOUR
5 FIVE	6 SIX	7 SEVEN	8 EIGHT	9 NINE
10 TEN				



VOCABULARY



phone



ID



cellphone



one



two



three



four



five



six



seven



eight



nine



what




first name



name



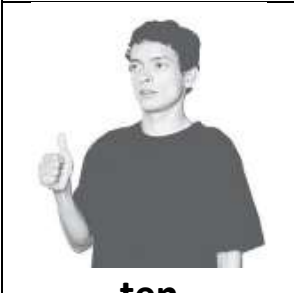
can



last name



spell



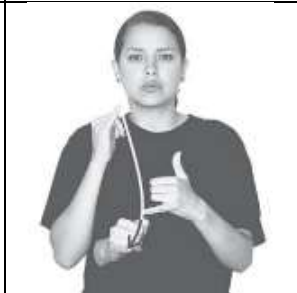
ten



sure



first



last



Hello



Good-morning



Thanks



Hi!



Good afternoon



Thank you



Hey!




Good evening



I



How?




How are you?



You



What?



What's up?



What's up?



Not much




OK




-'m fine




Fine



Good-Bye!



Bye!



See you!



See



See you!



Have a good day



Too



Later



Tomorrow



Dialogue