



# ENGLISH LESSON WORKSHEET FOR DEAF LEARNERS

## Unit one – Lesson Task Lesson

### 1. Fill the missing gaps:

 <p>Iris Magdalen West Phone No. 753 56 98 Cellphone No. 301 345 8756 E-mail: <a href="mailto:irismag@newmail.com">irismag@newmail.com</a> Professional ID: 345 164 298</p>	<p>A) <u>what</u>'s your first name? B) It is Iris. A) What is your _____ name? B) West A) Can you spell that? B) _____ A) What is your middle name? B) It is _____ A) What is _____ phone number? B) It __ seven-five-_____ five-six _____-eight A) What is your _____? B) it's <a href="mailto:irismag@newmail.com">irismag@newmail.com</a> A) what's your professional ID? B) It is three-four-____ one-six-four two-____-eight</p>
--	--

### 2. Write a small-talk

 <p>Felicity Megan Smoak <b>Phone No.</b> four-three-twofive-one zero-seven <b>Cellphone No.</b> three-zero-zero four-six-eight nine-seven eight-five <b>E-mail:</b> <a href="mailto:felicitysmoak@newmail.com">felicitysmoak@newmail.com</a> <b>Professional ID:</b> six-seven-one zero-nine-three two-four-eight</p>	
---	--

### 3. Fill your university card

**IDENTIFICATION CARD**

	First Name:
	Last Name:
	ID. No.
	Phone No.
	E-mail:
<b>UNAD UNIVERSITY</b> International Student	

### 4. What's the number?

ONE:	<u>  1  </u>	FOUR:	_____	SEVEN	_____
TWO:	_____	FIVE:	_____	EIGHT	_____
THREE:	_____	SIX:	_____	NINE	_____
ZERO:	_____				

### 5. What's the word?

hatw's:	<u>  What's  </u>	ningmor:	_____	lleps:	_____
enam:	_____	godo:	_____	ollhe:	_____
yeh:	_____	ese:	_____	knaht:	_____
ih:	_____	ouy:	_____	erla	_____
chum	_____	fnie:	_____	yda:	_____
tsla:	_____	Resu:	_____	DI:	_____












## 6. Small talk. Greet formally

Panel 1: A man in a white lab coat says "Hello!". A man in a dark suit is looking at him.

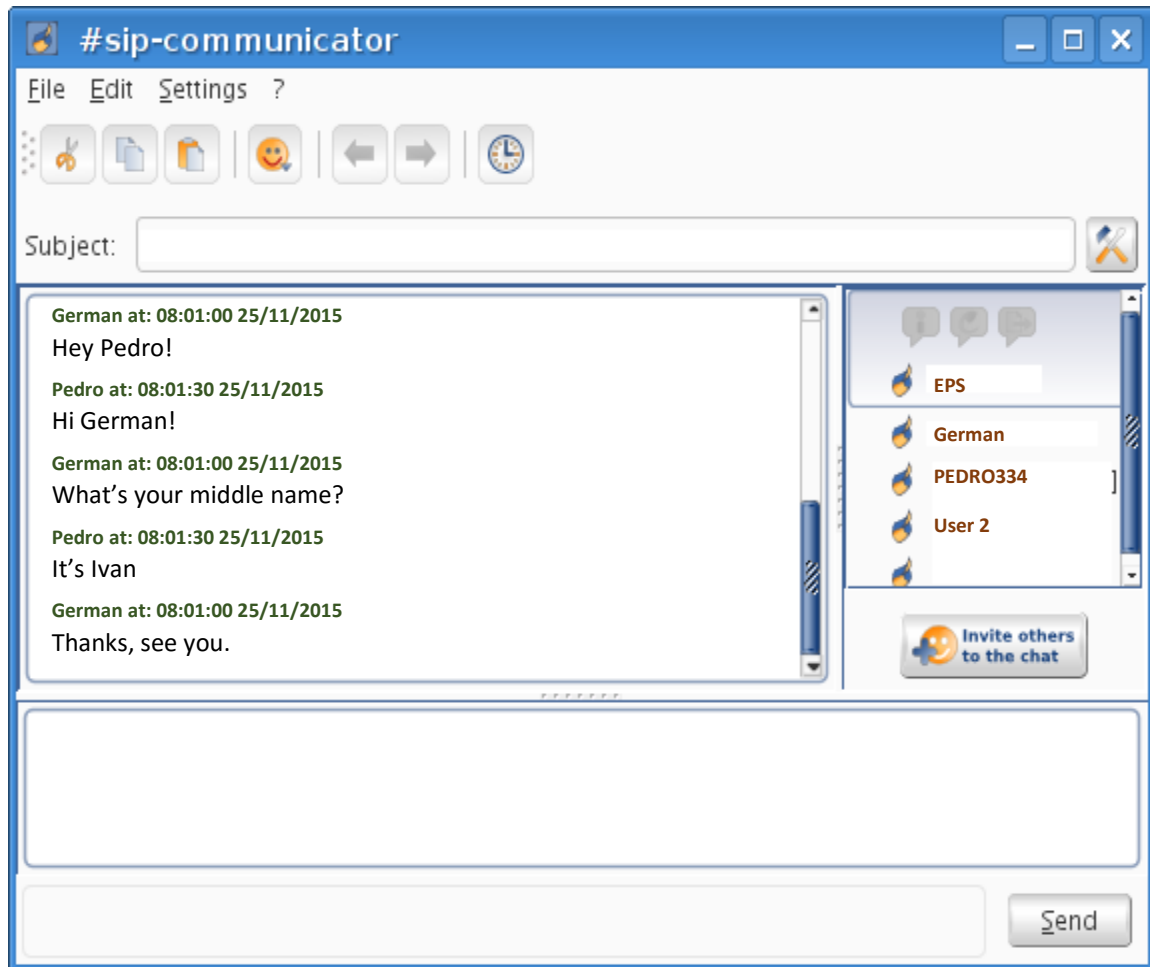
Panel 2: The man in the white coat is looking at the man in the dark suit, who has an empty speech bubble next to him.

Panel 3: The man in the white coat is looking at the man in the dark suit, who has an empty speech bubble next to him.

## 7. Numbers: Translate from the LSC number into English.

	<i>one</i>		_____		_____		_____
	_____		_____		_____		_____
	_____		_____		_____	_____	_____

## 8. Translate from English into Colombian Sign Language.



## 8. Translate from Colombian Sign Language into English.

Please see the video at: (to be recorded)

## 9. Communicate through WhatsApp (other similar software) with a member of your collaborative group.

Hold a small talk with him or her and after communicate briefly, export the chat and paste it to this document as evidence of your practice. Greet someone, say how she or he is, ask her WhatsApp number, e-mail and say something to leave-taking.

## 10. Introduce yourself briefly and share your phone number and e-mail, and say something formal to leave-taking.

**11. Write a small-talk in English.**

Ask phone number, e-mail, also greet formally.

